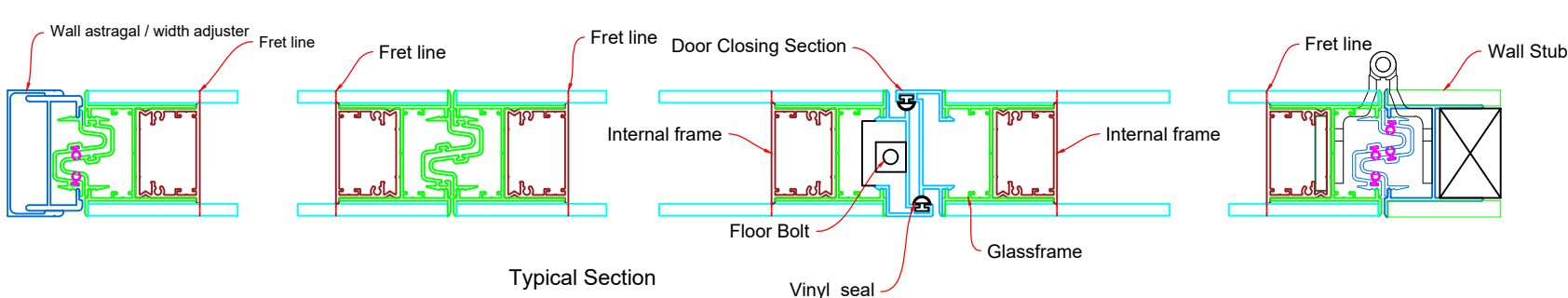
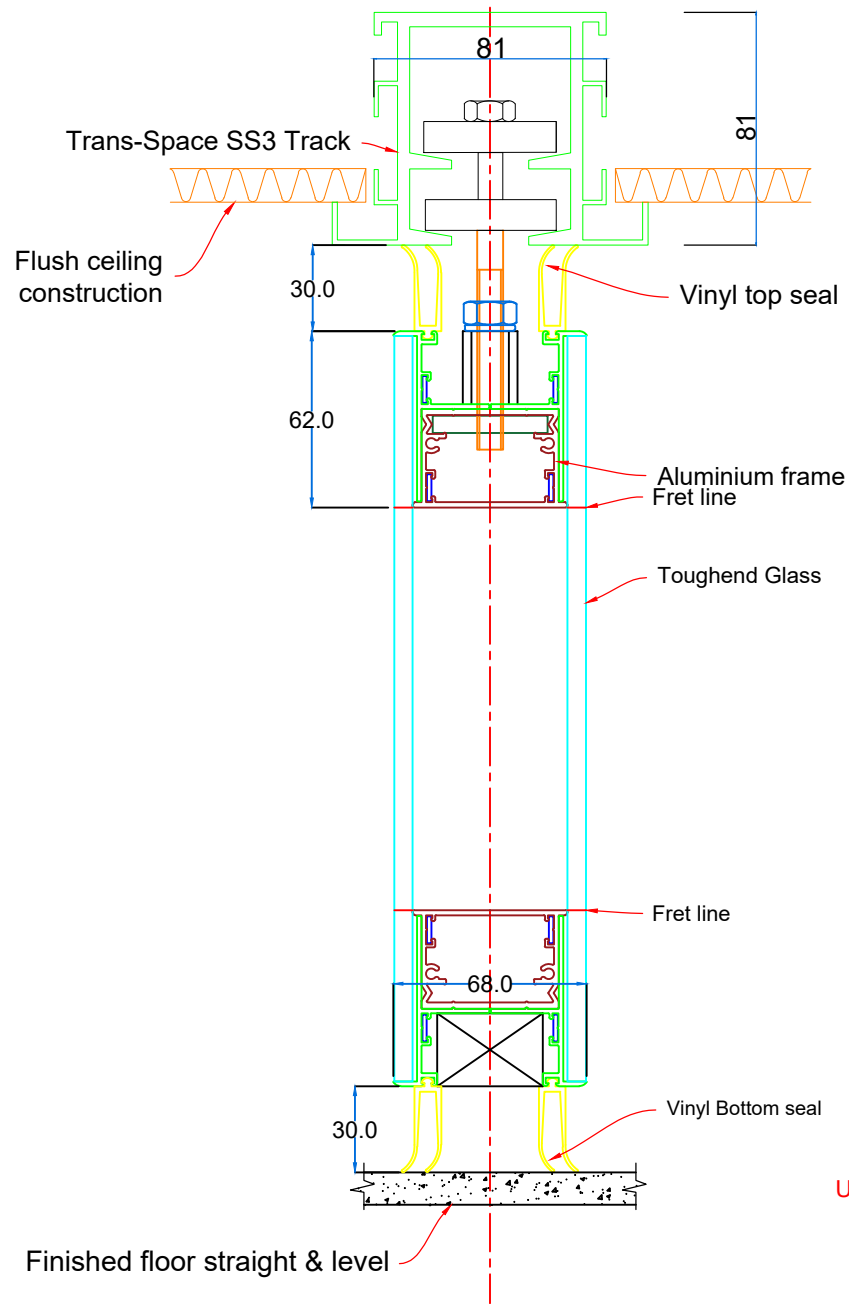


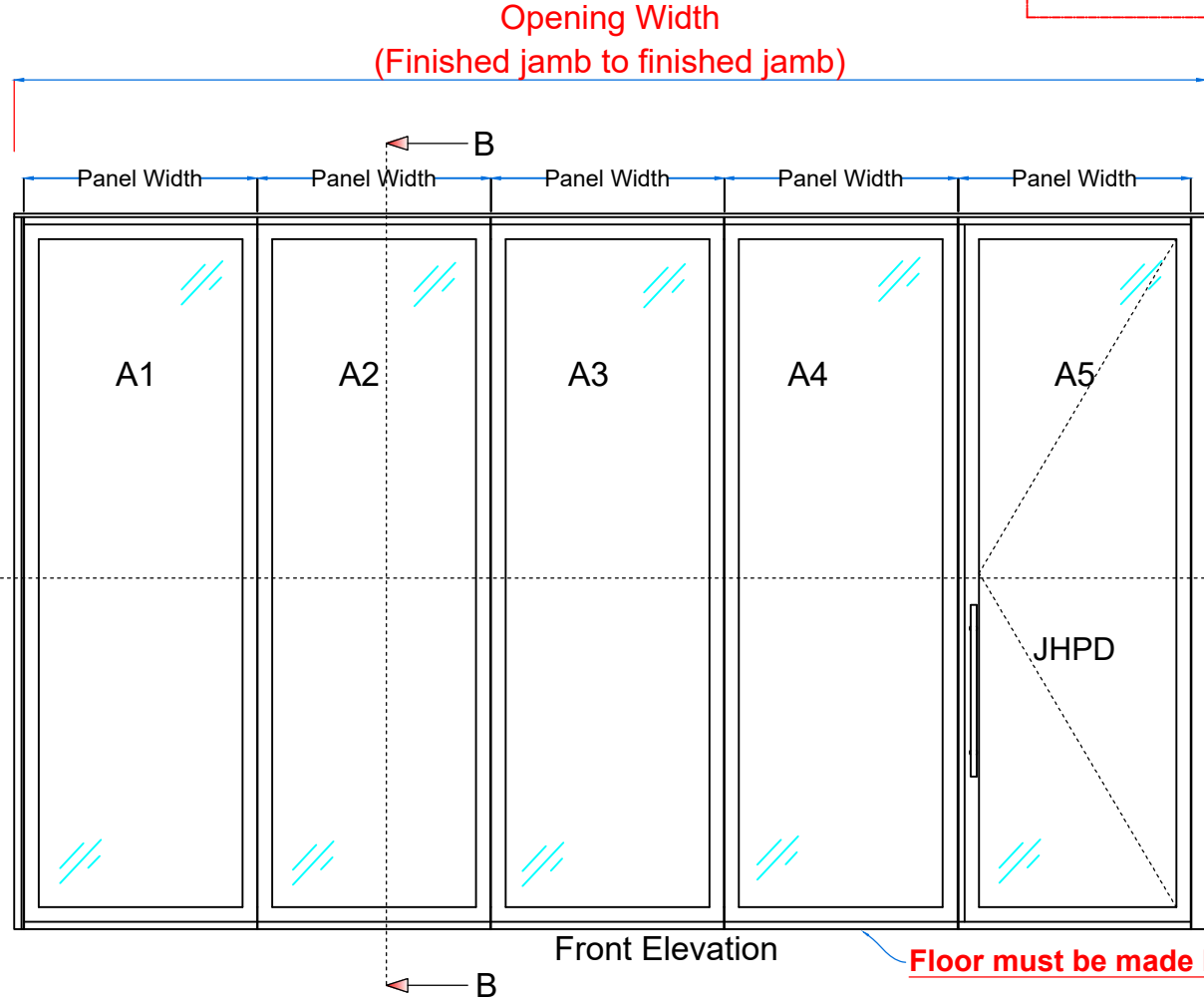
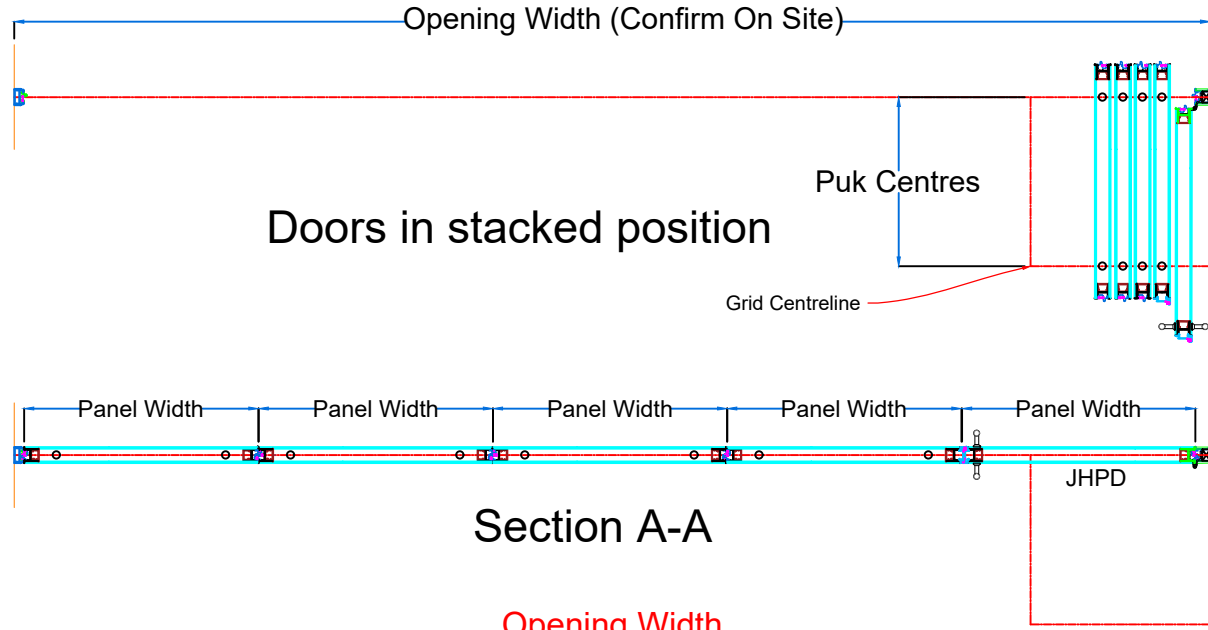
Please Note:-
1. Track Support beam must be level and straight
2. All openings must be Plumb.
3. Floor must be within +/- 2mm.
All this allows for maximum acoustic effect and operability.
If any problem occurs in any of these areas, the operation of the door will be compromised



PRODUCT	400 Series
TYPE	421
TRACK TYPE	SS3
TRACK FINISH	TBC
CONFIGURATION	Individual Panels
CLOSURE	Jamb Hinged Pass Door
STC	43 / 45 / 47
WEIGHT	43STC=32kg/m² / 45STC=38kg/m² / 47STC=43kg/m²



Horizontal Sectional Details



Floor must be made level to $\pm 5\text{mm}$

© COPYRIGHT TRANS-SPACE LTD. THESE DRAWINGS AND PRODUCTS MADE THEREFROM ARE SUBJECT TO COPYRIGHT UNDER THE NEW ZEALAND COPYRIGHT ACT 1994 AND NEITHER THE DRAWINGS OR PRODUCTS MADE THEREFROM MAY BE REPRODUCED IN ANY MATERIAL FORM OR MODIFIED IN ANYWAY WITHOUT THE WRITTEN APPROVAL OF TRANS-SPACE LTD.					TRACK TYPE	GENERAL TOLERANCES UNLESS OTHERWISE SPECIFIED	THIRD ANGLE PROJECTION	DESIGNER	REV	<div>TRANS-SPACE</div> <div>MANAGING SPACE WITH OPERABLE WALLS AND DOORS</div>	
Rev	Date	Change	Name		Generic	0 = +/- 0.5 0.0 = +/- 0.1 0.00 = +/- 0.05		DRAWN Gary	A3		
					FINISH	UNLESS OTHERWISE SPECIFIED		CHECKED WP	SHEET	PROJECT DESCRIPTION Typical Panel Drawing	
					Default	MACHINED SURFACE FINISH UNLESS OTHERWISE SPECIFIED		DIMENSIONS IN MILLIMETRES	DATE 17_02_2022		
						1.6		CONTRACTOR			JOB NUMBER

For Reference Only